APPENDIX A

PUBLIC INVOLVEMENT

- STEERING COMMITTEE MEETINGS

- PUBLIC MEETINGS

APPENDIX A: PUBLIC INVOLVEMENT

TOWN OF LIBERTY
Comprehensive Development Plan

STEERING COMMITTEE MEETING #1 – Kickoff

Thursday March 1, 2018

AGENDA

- **Welcome and Introductions**
- **Comprehensive Planning Overview**
- **Role of the Steering Committee**
- **Next Meeting Date**

TOWN OF LIBERTY
Comprehensive Development Plan

STEERING COMMITTEE MEETING #1

Thursday March 1, 2018

SIGN-IN SHEET

	Name	Signature
1.	Jim Barnhizer	James Barnhizer
2.	Matt Barnhizer	Matt Barnhizer
3.	Melissa Browning	Melissa Browning
4.	Julie Coffman	Julie Coffman
5.	Dale Dishmond	
6.	Gary Finch	
7.	Andrew Jordan	
8.	Danka Klein	
9.	Steve ~~Lodge~~ Logue	Steve Logue
10.	Jeff Mathews	
11.	Matt Reuss	
12.	Chris Winchell	
13.		Rachel Marcum
14.		

TOWN OF LIBERTY
Comprehensive Development Plan

STEERING COMMITTEE MEETING #2

Thursday March 22, 2018

AGENDA

- Needs, Assets, Liabilities (NAL) discussion
- Questionnaire timeline
- Public Meeting #1, April 5 @ 5:30p, Rm A400
- Next Meeting Date

TOWN OF LIBERTY
Comprehensive Development Plan

STEERING COMMITTEE MEETING #2

Thursday March 22, 2018

SIGN-IN SHEET

Name	Signature
1. Jim Barnhizer	
2. Matt Barnhizer	
3. Melissa Browning	Melissa Browning
4. Julie Coffman	
5. Dale Dishmond	
6. Gary Finch	
7. Andrew Jordan	
8. Danka Klein	
9. Steve Louge	
10. Jeff Mathews	
11. Matt Reuss	
12. Chris Winchell	
13. Rachel Marcum	
14. Tim Williams	
15. ↳	indianaduke@yahoo.com

TOWN OF LIBERTY
Comprehensive Development Plan

STEERING COMMITTEE MEETING #3

Thursday May 31, 2018

AGENDA

- **Public Hearing #1 recap**
- **Citizen Survey discussion**
- **Next Meeting Date**

TOWN OF LIBERTY
Comprehensive Development Plan

STEERING COMMITTEE MEETING #3

Thursday May 31, 2018

AGENDA

- Public Hearing #1 recap
- Citizen Survey discussion
- Next Meeting Date

1. Dan Lake
2. Chris Cundell
3. Matt Barnhizer
4. Melissa Braunstein
5.

TOWN OF LIBERTY
Comprehensive Development Plan

STEERING COMMITTEE MEETING #4

Wednesday November 28, 2018

AGENDA

- Draft Goals, Objectives, Strategies discussion
- Future Land Use discussion
- Next Meeting Date

TOWN OF LIBERTY
Comprehensive Development Plan

STEERING COMMITTEE MEETING #4

Wednesday November 28, 2018

AGENDA

- Draft Goals, Objectives, Strategies discussion
- Future Land Use discussion
- Next Meeting Date

1. Andrew Jordan
2. Matt Davis
3. Edwin McHrey
4. Melissa Browning
5.

TOWN OF LIBERTY
Comprehensive Development Plan

PUBLIC MEETING #1

Thursday April 5, 2018 @ 5:30 p.m.

AGENDA

1) **Introductions**

2) **Purpose of Comprehensive Planning**

3) **Overview of Project**

4) **Community Needs Analysis Exercise**

5) **Next Steps**

TOWN OF LIBERTY
Comprehensive Development Plan

PUBLIC MEETING #1

Thursday April 5, 2018 @ 5:30 p.m.

SIGN-IN SHEET

1. Melissa Browning
2. Tim Bus
3. Tim Woodruff
4. William Ramey
5. Marissa Lane
6. Diana Bourne
7. [illegible]
8. Matt Barnhyer
9. Kim Ramey
10. DAN LANE
11.
12.

We Want YOUR Input!!

The Town of Liberty Requests Your Opinion and Ideas!
Come and Help Plan the Future of Liberty by Attending a Public Meeting on the Liberty Comprehensive Development Plan.

When: *Thursday, April 5th @ 5:30 pm*

Where: *Room A400 @ Union County High School*

PUBLIC MEETING NOTICE
TOWN OF LIBERTY
COMPREHENSIVE DEVELOPMENT PLAN

The Town of Liberty will hold a public meeting on Thursday April 5th at 5:30 PM at the Union County High School Room A400. The purpose of this public meeting is to provide citizens an opportunity to express their ideas and thoughts on the Comprehensive Development Plan being developed for the Town. All citizens of are strongly encouraged to attend this very important meeting. Representatives from Kieser Consulting Group will be in attendance to provide details on the Plan and its importance to the community.

TOWN OF LIBERTY
Comprehensive Development Plan

PUBLIC MEETING #2

Thursday December 5, 2018 @ 5:30 p.m.

AGENDA

1) **Goals, Objectives and Strategies**

2) **Future Land Use**

3) **Next Steps**

TOWN OF LIBERTY
Comprehensive Development Plan

PUBLIC MEETING #2

Thursday December 5, 2018 @ 5:30 p.m.

SIGN-IN SHEET

1. James Barnhizer LIBERTY FIRE
2. Matt Reuss TOWN OF Liberty
3. Matt Barnhizer TOWN OF Liberty
4. Tim Woodbury Supermarket
5. Larry Lyme WHITEWATER Valley REITC
6. P.S. PAUL
7.
8.

We Want YOUR Input!!

The Town of Liberty Requests Your Opinion and Ideas!
Come and Help Plan the Future of Liberty by Attending a Public Meeting on the Liberty Comprehensive Development Plan.

When: *Thursday, Dec. 6th @ 5:30 pm*

Where: *Room A400 @ Union County High School*

PUBLIC MEETING NOTICE
TOWN OF LIBERTY
COMPREHENSIVE DEVELOPMENT PLAN

The Town of Liberty will hold a public meeting on Thursday December 6th at 5:30 PM at the Union County High School Room A400. The purpose of this public meeting is to provide citizens an opportunity to express their ideas and thoughts on the Comprehensive Development Plan being developed for the Town. All citizens of are strongly encouraged to attend this very important meeting. Representatives from Kieser Consulting Group will be in attendance to provide details on the Plan and its importance to the community.

APPENDIX B

CITIZEN SURVEY

- CITIZEN SURVEY

- SURVEY RESULTS

APPENDIX B: CITIZEN SURVEY

Liberty Comprehensive Development Plan
Citizen Survey

This questionnaire designed to survey your opinions of Liberty and to determine the future needs of your community. This questionnaire will be used in the development of the Town of Liberty's Comprehensive Development Plan. It is part of our effort for community betterment.

Please take a few minutes to answer all the questions in the survey. We ask that only one person per household complete the questionnaire, but please feel free to consult with all members of your household in forming your opinions. You can return your survey to the boxes provided at the following locations:

- ***Union County Public Library***
- ***Liberty Herald***
- ***Liberty Town Hall***
- ***Woodruff Supermarket***

The responses on the questionnaire will be tabulated by the consulting firm hired to do the study. No member of the community will take part in this tabulation. The final results will only be presented to the public at large, the Town Council and the Liberty Comprehensive Development Plan Steering Committee. We assure you that the original questionnaires will be kept from public view and eventually destroyed. The information provided to us on individual questionnaires is anonymous and there is no way that anyone participating can be identified.

We hope that you will join us in this project by providing us information to help guide your community through its next 20 years. We ask that you return the survey no later than ***Thursday May 17, 2018***.

Thank you for your participation,

Liberty Town Council

1. Please rate each of the following aspects of quality of life in Liberty:

	Excellent	Good	Fair	Poor	Don't know	
Liberty as a place to live	○	○	○	○	○	○
Your neighborhood as a place to live	○	○	○	○	○	○
Liberty as a place to raise children	○	○	○	○	○	○
Liberty as a place to work	○	○	○	○	○	○
Liberty as a place to visit	○	○	○	○	○	○
Liberty as a place to retire	○	○	○	○	○	○
Opportunities to participate in social events and activities	○	○	○	○	○	○
Opportunities to volunteer	○	○	○	○	○	○
Opportunities to participate in community matters	○	○	○	○	○	○
Opportunities to attend cultural/arts/music events	○	○	○	○	○	○
Opportunities to participate in religious or spiritual activities	○	○	○	○	○	○
Openness and acceptance of the community toward people of diverse backgrounds	○	○	○	○	○	○
Neighborliness of residents in Liberty	○	○	○	○	○	○
Cleanliness of Liberty	○	○	○	○	○	○
Overall appearance of Liberty	○	○	○	○	○	○
Overall image or reputation of Liberty	○	○	○	○	○	○
The overall quality of life in Liberty	○	○	○	○	○	○

2. Please rate each of the following as they relate to Liberty as a whole:

	Excellent	Good	Fair	Poor	Don't know
Overall feeling of safety in Liberty	○	○	○	○	○
Quality of overall natural environment in Liberty	○	○	○	○	○
Overall "built environment" of Liberty (including overall design, buildings, parks, etc.)	○	○	○	○	○
Health and wellness opportunities in Liberty	○	○	○	○	○
Overall opportunities for education and enrichment	○	○	○	○	○
Overall economic health of Liberty	○	○	○	○	○

3. Please rate each of the following characteristics as they relate to Liberty as a whole:

	Excellent	Good	Fair	Poor	Don't know
Traffic flow on major streets	○	○	○	○	○
Ease of public parking	○	○	○	○	○
Ease of travel by bicycle in Liberty	○	○	○	○	○
Ease of walking in Liberty	○	○	○	○	○
Availability of paths and walking trails	○	○	○	○	○
Air quality	○	○	○	○	○
Public places where people want to spend time	○	○	○	○	○
Variety of housing options	○	○	○	○	○
Availability of affordable quality housing	○	○	○	○	○
Fitness opportunities (including exercise classes and paths or trails, etc.)	○	○	○	○	○
Recreational opportunities	○	○	○	○	○
Availability of affordable quality food	○	○	○	○	○
Availability of affordable quality health care	○	○	○	○	○
Availability of preventive health services	○	○	○	○	○
Availability of affordable quality mental health care	○	○	○	○	○

4. Please rate each of the following characteristics as they relate to living in Liberty:

	Excellent	Good	Fair	Poor	Don't know
Availability of affordable quality child care/preschool	○	○	○	○	○
K-12 education	○	○	○	○	○
Adult educational opportunities	○	○	○	○	○
Employment opportunities	○	○	○	○	○
Shopping opportunities	○	○	○	○	○
Cost of living in Liberty	○	○	○	○	○
Overall quality of business and service establishments in Liberty	○	○	○	○	○
Vibrant downtown/commercial area	○	○	○	○	○

5. Please indicate how likely or unlikely you are to do each of the following:

	Very likely	Somewhat likely	Somewhat unlikely	Very unlikely	Don't know
Recommend living in Liberty to someone who asks	○	○	○	○	○
Remain in Liberty for the next five years	○	○	○	○	○

6. Which of the following are important reasons for living in Liberty? (Choose all that apply)

- ○ Native to area/Family ties
- ○ Proximity to work
- ○ Reasonable cost of living
- ○ Quality of schools
- ○ Low crime rate
- ○ Uncongested area
- ○ Open spaces/Rural feel
- ○ Low taxes

Other (please specify)

7. In the last 12 months, about how many times, if at all, have you or other household members done each of the following?

	Once a week or more	Once a month or more	Once a year or more	Never	
Shopped downtown	○	○	○	○	○
Participated in religious or spiritual activities in Liberty	○	○	○	○	○
Attended a local public meeting	○	○	○	○	○
Attended a town hall meeting	○	○	○	○	○
Contacted the Town of Liberty (in-person, by phone, email) for help or information	○	○	○	○	○
Contacted Liberty elected officials (in-person, by phone, email) to express your opinion	○	○	○	○	○
Attended a Town-sponsored event/festival	○	○	○	○	○
Volunteered your time to some group/activity in Liberty	○	○	○	○	○
Participated in a club in Liberty	○	○	○	○	○

8. Please rate the quality of each of the following services in Liberty:

	Excellent	Good	Fair	Poor	Don't know
Police services	○	○	○	○	○
Sheriff services	○	○	○	○	○
Fire services	○	○	○	○	○
Ambulance or emergency medical services	○	○	○	○	○
Crime prevention	○	○	○	○	○
Fire prevention and education	○	○	○	○	○
Street repair	○	○	○	○	○
Street cleaning	○	○	○	○	○

	Excellent	Good	Fair	Poor	Don't know
Street lighting	○	○	○	○	○
Snow removal	○	○	○	○	○
Sidewalk maintenance	○	○	○	○	○
Garbage collection	○	○	○	○	○
Recycling	○	○	○	○	○
Yard waste pick-up	○	○	○	○	○
Storm drainage	○	○	○	○	○
Drinking water	○	○	○	○	○
Sewer services	○	○	○	○	○
Utility billing	○	○	○	○	○
Community centers or facilities	○	○	○	○	○
Land use, planning and zoning	○	○	○	○	○
Code enforcement (weeds, abandoned buildings, etc.)	○	○	○	○	○
Animal control	○	○	○	○	○
Economic development	○	○	○	○	○
Health services	○	○	○	○	○
Public library services	○	○	○	○	○
Town-sponsored special events	○	○	○	○	○
Overall customer service by Liberty employees (utility clerks, etc.)	○	○	○	○	○

9. Please rate the following categories of Liberty government performance:

	Excellent	Good	Fair	Poor	Don't know
The value of services for the taxes paid to Liberty	○	○	○	○	○
The overall direction that Liberty is taking	○	○	○	○	○
The job Liberty government does at welcoming citizen involvement	○	○	○	○	○
Overall confidence in Liberty government	○	○	○	○	○
Generally acting in the best interest of the community	○	○	○	○	○
Treating all residents fairly	○	○	○	○	○

10. Please rate how important, if at all, you think it is for the Liberty community to focus on each of the following in the next five years:

	Essential	Very important	Somewhat important	Not at all important	
Overall feeling of safety in Liberty (police, fire protection, etc.)	○	○	○	○	○
Quality of overall "natural environment" (parks, open spaces, etc.) in Liberty	○	○	○	○	○
Overall "built environment" of Liberty (buildings, schools, public works, etc.)	○	○	○	○	○
Increased residential growth	○	○	○	○	○
Health and wellness opportunities in Liberty (recreation, health svs, etc.)	○	○	○	○	○
Overall opportunities for education and enrichment (cultural, arts, etc.)	○	○	○	○	○
Overall economic health of Liberty (commerce, employment, etc.)	○	○	○	○	○
Sense of community (events, activities, volunteering, etc.)	○	○	○	○	○

11. Please rate the importance of each of the following for the future of Liberty.

	Strongly support	Somewhat support	Somewhat oppose	Strongly oppose	Don't know
Attracting new business (commercial)	○	○	○	○	○
Attracting new business (industry)	○	○	○	○	○
Supporting and retaining existing businesses	○	○	○	○	○
Increasing residential growth	○	○	○	○	○
Improving the appearance of the Town	○	○	○	○	○
Downtown revitalization	○	○	○	○	○
Improving recreational opportunities (bicycle and pedestrian trails, parks, etc.)	○	○	○	○	○
Improving public safety	○	○	○	○	○
Cultural events/festivals	○	○	○	○	○

12. To what extent would you support or oppose prioritizing funding for each of the following identified town services/projects?

	Strongly support	Somewhat support	Somewhat oppose	Strongly Oppose	Don't know
Street Paving and Construction	○	○	○	○	○
Parks, Recreation & Trails	○	○	○	○	○
Downtown Redevelopment	○	○	○	○	○
Town Facilities (Town Hall, library, etc.)	○	○	○	○	○
Emergency Response Vehicles (Fire trucks, police vehicles, etc.)	○	○	○	○	○
Infrastructure Improvements (sewer, water, drainage)	○	○	○	○	○
Cleaning initiatives (i.e. litter cleanup, mowing, etc.)	○	○	○	○	○
Community Marketing (efforts to impact perception of town image)	○	○	○	○	○

13. Please indicate to what extent would you support or oppose a tax increase to fund each of the following identified town services/projects?

	Strongly support	Somewhat support	Somewhat oppose	Strongly oppose	Don't know
Street Paving and Construction	○	○	○	○	○
Parks, Recreation & Trails	○	○	○	○	○
Downtown Redevelopment	○	○	○	○	○
Town Facilities	○	○	○	○	○
Emergency Response Vehicles (Fire trucks, police vehicles, etc.)	○	○	○	○	○
Infrastructure Improvements (sewer, water, drainage)	○	○	○	○	○
Cleaning initiatives (i.e. litter cleanup, mowing, etc.)	○	○	○	○	○

14. What have you seen in other communities that you would like to see in Liberty?

15. What kind of businesses (commercial/professional) would you like to see in Liberty?

16. What are Liberty's positives as a place to live, work, visit and do business?

17. What are Liberty's weaknesses or challenges to overcome as a place to live, work, visit and do business?

18. Do you believe growth and new development would be beneficial to the community?

- ◯ Very likely
- ◯ Likely
- ◯ Neither likely nor unlikely
- ◯ Unlikely
- ◯ Very unlikely

Other (please specify)

19. If you have any comments in general about life in Liberty and its future, please let us know.

Our last questions are about you and your household. Again, all of your responses to this survey are completely anonymous and will be reported in group form only.

20. In which category is your age?

- ○ 18-24 years
- ○ 25-34 years
- ○ 35-44 years
- ○ 45-54 years
- ○ 55-64 years
- ○ 65-74 years
- ○ 75 years or older

21. What is your gender?

- ○ Female
- ○ Male

22. How many years have you lived in Liberty?

- ○ Less than 2 years
- ○ 2-5 years
- ○ 6-10 years
- ○ 11-20 years
- ○ More than 20 years

23. Please indicate how you would most likely want to receive information about the Town government and its activities, events and services. (Choose all that apply)

- ○ E-mail blast / list serve
- ○ Town website
- ○ Television news
- ○ Newspapers
- ○ Radio
- ○ Facebook
- ○ Twitter

Other (please specify)

Thank you for completing this survey!

By doing so you have contributed to the betterment of Liberty and its future growth.

Liberty Survey Demographics Summary

A citizen survey was developed through SurveyMonkey and ran for two weeks from May 3 to May 17, 2018. The link to the survey was put in the local newpaper the Liberty Herald twice and was on the front of the Liberty Facebook page. Hard copies were also made available at various locations throughout the Town. In all, 77 surveys were completed. With a 2016 American Community Survey estimate of 805 occupied households (owner occupied and rentals), the survey garnered a 9.6% return rate.

Who responded…

The demographic information showed that out of the survey responses, female responders (58%) outnumbered the male responders (42%). By age group, the largest response rate were those between the ages of 35 to 44 (26%) followed by those groups in the 45 to 54 (19%), and 65 to 74 (17%).

Why they live here…

When asked "How many years have you lived in Liberty", the majority responded over 20 years. The largest groups were those who have lived 20+ years (69%), followed by those who have lived 11 to 20 years (16%) and 6 to 10 years (9%). When asked "if they expected to remain in Liberty 5 years from now", the vast majority (82%) said they were very likely to somewhat likely, only 18% of the respondents were somewhat or very unlikely to continue to live in Liberty.

2016 American Community Survey info…

The population of Liberty is 1,897. The median age of persons living in Liberty is 38.3 years as compared to Union County at 43.1 and Indiana at 37.3.

The median household income is $42,007, lower than both the County median of $45,104 and the State median of $47,697. The major occupation is that of Service (28.0%) followed by Management and Professional services (23.9%), Office and Sales fields (21.6%) followed by those in the Production and Transportation (19.0%) Construction, Extraction and Maintenance (7.1%). The current (2018) unemployment rate (Union County) is 2.9%.

The highest levels of education attained were those with a high school education (85.6%) followed by those with a bachelors degree or better (14.4%).

Community Services/Facilities

COMMUNITY SERVICES	Excellent	Good	Don't Know	Fair	Poor
Public library services	40	24	4	8	1
	52%	31%	5%	10%	1%
	83%			12%	
	Excellent	Good	Don't Know	Fair	Poor
Fire services	20	38	7	9	3
	26%	49%	9%	12%	4%
	75%			16%	
	Excellent	Good	Don't Know	Fair	Poor
Sheriff services	16	40	2	15	4
	21%	52%	3%	19%	5%
	73%			25%	
	Excellent	Good	Don't Know	Fair	Poor
Garbage collection	20	35	7	13	2
	26%	45%	9%	17%	3%
	71%			19%	
	Excellent	Good	Don't Know	Fair	Poor
Police services	14	39	2	19	3
	18%	51%	3%	25%	4%
	69%			29%	
	Excellent	Good	Don't Know	Fair	Poor
Drinking water	20	30	6	19	2
	26%	39%	8%	25%	3%
	65%			27%	
	Excellent	Good	Don't Know	Fair	Poor
Fire prevention and education	10	36	12	17	2
	13%	47%	16%	22%	3%
	60%			25%	
	Excellent	Good	Don't Know	Fair	Poor
Crime prevention	10	35	8	20	4
	13%	45%	10%	26%	5%
	58%			31%	
	Excellent	Good	Don't Know	Fair	Poor
Sewer services	9	28	11	21	8
	12%	36%	14%	27%	10%
	48%			38%	
	Excellent	Good	Don't Know	Fair	Poor
Ambulance or emergency medical services	11	26	13	21	6
	14%	34%	17%	27%	8%
	48%			35%	

COMMUNITY SERVICES	Excellent	Good	Don't Know	Fair	Poor
Yard waste pick-up	1	15	27	17	17
	1%	19%	35%	22%	22%
	21%			44%	
	Excellent	Good	Don't Know	Fair	Poor
Storm drainage	6	19	14	26	12
	8%	25%	18%	34%	16%
	32%			49%	
	Excellent	Good	Don't Know	Fair	Poor
Animal control	4	14	19	22	18
	5%	18%	25%	29%	23%
	23%			52%	
	Excellent	Good	Don't Know	Fair	Poor
Snow removal	8	25	2	23	19
	10%	32%	3%	30%	25%
	43%			55%	
	Excellent	Good	Don't Know	Fair	Poor
Community centers or facilities	0	9	22	23	23
	0%	12%	29%	30%	30%
	12%			60%	
	Excellent	Good	Don't Know	Fair	Poor
Recycling	2	9	18	17	31
	3%	12%	23%	22%	40%
	14%			62%	
	Excellent	Good	Don't Know	Fair	Poor
Code enforcement (weeds, abandoned buildings, etc.)	1	12	12	27	25
	1%	16%	16%	35%	32%
	17%			68%	

EDUCATION SERVICES					
	Excellent	Good	Don't Know	Fair	Poor
Availability of affordable quality child care/preschool	5	15	23	21	13
	6%	19%	30%	27%	17%
	26%			44%	
	Excellent	Good	Don't Know	Fair	Poor
Overall opportunities for education and enrichment	1	15	6	31	24
	1%	19%	8%	40%	31%
	21%			71%	
	Excellent	Good	Don't Know	Fair	Poor
Availability of affordable quality Adult Ed services	0	4	18	16	39
	0%	5%	23%	21%	51%
	5%			71%	
	Excellent	Good	Don't Know	Fair	Poor
Availability of affordable quality K-12 school	1	5	6	10	29
	2%	10%	12%	20%	57%
	12%			76%	

HEALTH SERVICES					
	Excellent	Good	Don't Know	Fair	Poor
Health services	0	14	10	32	21
	0%	18%	13%	42%	27%
	18%			69%	
	Excellent	Good	Don't Know	Fair	Poor
Availability of affordable quality mental health care	1	3	19	10	44
	1%	4%	25%	13%	57%
	5%			70%	
	Excellent	Good	Don't Know	Fair	Poor
Availability of preventive health services	1	8	10	23	35
	1%	10%	13%	30%	45%
	12%			75%	
	Excellent	Good	Don't Know	Fair	Poor
Availability of affordable quality health care	1	8	10	22	36
	1%	10%	13%	29%	47%
	12%			75%	
	Excellent	Good	Don't Know	Fair	Poor
Health and wellness opportunities in Liberty	1	11	6	37	22
	1%	14%	8%	48%	29%
	16%			77%	
FOOD SERVICES					
	Excellent	Good	Don't Know	Fair	Poor
Availability of affordable quality food	4	18	0	39	16
	5%	23%	0%	51%	21%
	29%			71%	

Which of the following are important reasons for living in Liberty?

Native to area/Family ties	18.87%	57
Open spaces/Rural feel	15.89%	48
Low crime rate	14.57%	44
Reasonable cost of living	13.91%	42
Uncongested area	12.91%	39
Quality of schools	10.26%	31
Low taxes	6.62%	20
Proximity to work	5.96%	18
Other (please specify)	0.99%	3

Government

	Excellent	Good	Don't Know	Fair	Poor
Overall customer service by Liberty employees (utility clerks, etc.)	19	27	6	19	6
	25%	35%	8%	25%	8%
	60%			32%	
	Excellent	Good	Don't Know	Fair	Poor
The value of services for the taxes paid to Liberty	2	31	6	28	10
	3%	40%	8%	36%	13%
	43%			49%	
	Excellent	Good	Don't Know	Fair	Poor
Generally acting in the best interest of the community	0	25	12	25	15
	0%	32%	16%	32%	19%
	32%			52%	
	Excellent	Good	Don't Know	Fair	Poor
Utility billing	9	19	7	24	18
	12%	25%	9%	31%	23%
	36%			55%	
	Excellent	Good	Don't Know	Fair	Poor
Overall confidence in Liberty government	0	22	8	25	22
	0%	29%	10%	32%	29%
	29%			61%	
	Excellent	Good	Don't Know	Fair	Poor
Treating all residents fairly	1	17	11	24	24
	1%	22%	14%	31%	31%
	23%			62%	
	Excellent	Good	Don't Know	Fair	Poor
The overall direction that Liberty is taking	2	16	10	27	22
	3%	21%	13%	35%	29%
	23%			64%	
	Excellent	Good	Don't Know	Fair	Poor
The job Liberty government does at welcoming citizen involvement	0	13	14	25	25
	0%	17%	18%	32%	32%
	17%			65%	

Economic Development

	Excellent	Good	Don't Know	Fair	Poor
Cost of living in Liberty	12	26	4	29	6
	16%	34%	5%	38%	8%
	49%			45%	
	Excellent	Good	Don't Know	Fair	Poor
Overall quality of business and service establishments in Liberty	8	30	1	30	8
	10%	39%	1%	39%	10%
	49%			49%	
	Excellent	Good	Don't Know	Fair	Poor
Economic development	0	10	19	26	22
	0%	13%	25%	34%	29%
	13%			62%	
	Excellent	Good	Don't Know	Fair	Poor
Overall economic health of Liberty	0	12	8	34	23
	0%	16%	10%	44%	30%
	16%			74%	
	Excellent	Good	Don't Know	Fair	Poor
Liberty as a place to work	2	11	5	23	36
	3%	14%	6%	30%	47%
	17%			77%	
	Excellent	Good	Don't Know	Fair	Poor
Vibrant downtown/commercial area	0	11	2	27	37
	0%	14%	3%	35%	48%
	14%			83%	
	Excellent	Good	Don't Know	Fair	Poor
Employment opportunities	0	3	4	23	47
	0%	4%	5%	30%	61%
	4%			91%	
	Excellent	Good	Don't Know	Fair	Poor
Shopping opportunities	0	1	0	22	54
	0%	1%	0%	29%	70%
	1%			99%	

Land Use

	Very Likely	Somewhat Likely	Don't Know	Somewhat Unlikely	Very Unlikely
Do you believe growth and new development would be beneficial to the community?	38	31	5	1	2
	49%	40%	6%	1%	3%
	90%			4%	
	Excellent	Good	Don't Know	Fair	Poor
Land use, planning and zoning	0	13	25	20	19
	0%	17%	32%	26%	25%
	17%			51%	
	Excellent	Good	Don't Know	Fair	Poor
Availability of affordable quality housing	4	13	11	28	21
	5%	17%	14%	36%	27%
	22%			64%	
	Excellent	Good	Don't Know	Fair	Poor
Overall "built environment" of Liberty (including overall design, buildings, parks, etc.)	6	18	1	40	12
	8%	23%	1%	52%	16%
	31%			68%	
	Excellent	Good	Don't Know	Fair	Poor
Variety of housing options	6	12	3	26	30
	8%	16%	4%	34%	39%
	23%			73%	

Transportation

	Excellent	Good	Don't Know	Fair	Poor
Ease of walking in Liberty	23	39	2	13	0
	30%	51%	3%	17%	0%
	81%			17%	
	Excellent	Good	Don't Know	Fair	Poor
Traffic flow on major streets	17	42	0	15	3
	22%	55%	0%	19%	4%
	77%			23%	
	Excellent	Good	Don't Know	Fair	Poor
Ease of public parking	15	40	0	18	4
	19%	52%	0%	23%	5%
	71%			29%	
	Excellent	Good	Don't Know	Fair	Poor
Ease of travel by bicycle in Liberty	14	25	10	17	11
	18%	32%	13%	22%	14%
	51%			36%	
	Excellent	Good	Don't Know	Fair	Poor
Street cleaning	9	30	4	21	13
	12%	39%	5%	27%	17%
	51%			44%	
	Excellent	Good	Don't Know	Fair	Poor
Street lighting	9	29	0	33	6
	12%	38%	0%	43%	8%
	49%			51%	
	Excellent	Good	Don't Know	Fair	Poor
Street repair	3	29	3	25	17
	4%	38%	4%	32%	22%
	42%			55%	
	Excellent	Good	Don't Know	Fair	Poor
Sidewalk maintenance	5	25	4	34	9
	6%	32%	5%	44%	12%
	39%			56%	
	Excellent	Good	Don't Know	Fair	Poor
Availability of paths and walking trails	6	16	8	19	28
	8%	21%	10%	25%	36%
	29%			61%	

Natural Environment/Recreation

	Excellent	Good	Don't Know	Fair	Poor
Air quality	20	47	2	7	1
	26%	61%	3%	9%	1%
	87%			10%	
	Excellent	Good	Don't Know	Fair	Poor
Quality of overall natural environment in Liberty	16	47	1	12	1
	21%	61%	1%	16%	1%
	82%			17%	
	Excellent	Good	Don't Know	Fair	Poor
Recreational opportunities	4	18	4	31	20
	5%	23%	5%	40%	26%
	29%			66%	
	Excellent	Good	Don't Know	Fair	Poor
Fitness opportunities (including exercise classes and paths or trails, etc.)	0	16	4	24	33
	0%	21%	5%	31%	43%
	21%			74%	
	Excellent	Good	Don't Know	Fair	Poor
Public places where people want to spend time	2	9	4	31	31
	3%	12%	5%	40%	40%
	14%			81%	

Future Projects

Please rate how important you think it is for the Liberty community to focus on each of the following in the next five years:

	Essential	Very Important	Don't Know	Somewhat Important	Not at All Important
Overall economic health of Liberty (commerce, employment, etc.)	40	31	0	6	0
	52%	40%	0%	8%	0%
	92%			8%	
	Essential	Very Important	Don't Know	Somewhat Important	Not at All Important
Overall feeling of safety in Liberty (police, fire protection, etc.)	36	31	0	9	1
	47%	40%	0%	12%	1%
	87%			13%	
	Essential	Very Important	Don't Know	Somewhat Important	Not at All Important
Health and wellness opportunities in Liberty (recreation, health svs, etc.)	23	36	0	16	2
	30%	47%	0%	21%	3%
	77%			23%	
	Essential	Very Important	Don't Know	Somewhat Important	Not at All Important
Sense of community (events, activities, volunteering, etc.)	20	38	0	17	2
	26%	49%	0%	22%	3%
	75%			25%	
	Essential	Very Important	Don't Know	Somewhat Important	Not at All Important
Quality of overall "natural environment" (parks, open spaces, etc.) in Liberty	23	35	0	16	3
	30%	45%	0%	21%	4%
	75%			25%	
	Essential	Very Important	Don't Know	Somewhat Important	Not at All Important
Overall "built environment" of Liberty (buildings, schools, public works, etc.)	16	42	1	17	1
	21%	55%	1%	22%	1%
	75%			23%	
	Essential	Very Important	Don't Know	Somewhat Important	Not at All Important
Overall opportunities for education and enrichment (cultural, arts, etc.)	26	29	0	18	4
	34%	38%	0%	23%	5%
	71%			29%	

	Essential	Very Important	Don't Know	Somewhat Important	Not at All Important
Increased residential growth	11	24	0	29	13
	14%	31%	0%	38%	17%
	45%			*55%*	

Please rate the importance of each of the following for the future of Liberty.

	Strongly Support	Somewhat Support	Don't Know	Somewhat Oppose	Strongly Oppose
Supporting and retaining existing businesses	67	10	0	0	0
	87%	13%	0%	0%	0%
	100%			*0%*	
	Strongly Support	Somewhat Support	Don't Know	Somewhat Oppose	Strongly Oppose
Improving the appearance of the Town	50	25	1	1	0
	65%	32%	1%	1%	0%
	97%			*1%*	
	Strongly Support	Somewhat Support	Don't Know	Somewhat Oppose	Strongly Oppose
Downtown revitalization	52	22	1	2	0
	68%	29%	1%	3%	0%
	96%			*3%*	
	Strongly Support	Somewhat Support	Don't Know	Somewhat Oppose	Strongly Oppose
Cultural events/festivals	40	33	2	0	2
	52%	43%	3%	0%	3%
	95%			*3%*	
	Strongly Support	Somewhat Support	Don't Know	Somewhat Oppose	Strongly Oppose
Attracting new business (commercial)	52	20	3	1	1
	68%	26%	4%	1%	1%
	94%			*3%*	
	Strongly Support	Somewhat Support	Don't Know	Somewhat Oppose	Strongly Oppose
Improving public safety	43	29	1	4	0
	56%	38%	1%	5%	0%
	94%			*5%*	

	Strongly Support	Somewhat Support	Don't Know	Somewhat Oppose	Strongly Oppose
Improving recreational opportunities (bicycle and walking trails, parks, etc.)	50	19	1	6	1
	65%	25%	1%	8%	1%
	90%			*9%*	
	Strongly Support	Somewhat Support	Don't Know	Somewhat Oppose	Strongly Oppose
Attracting new business (industry)	47	22	2	3	3
	61%	29%	3%	4%	4%
	90%			*8%*	
	Strongly Support	Somewhat Support	Don't Know	Somewhat Oppose	Strongly Oppose
Increasing residential growth	30	33	2	5	7
	39%	43%	3%	6%	9%
	82%			*16%*	

Future Funding

To what extent would you support or oppose prioritizing funding for each of the following identified town services/projects?

	Strongly Support	Somewhat Support	Don't Know	Somewhat Oppose	Strongly Oppose
Downtown Redevelopment	36	33	2	4	2
	47%	43%	3%	5%	3%
	90%			*8%*	
	Strongly Support	Somewhat Support	Don't Know	Somewhat Oppose	Strongly Oppose
Emergency Response Vehicles (Fire trucks, police vehicles, etc.)	43	26	0	6	2
	56%	34%	0%	8%	3%
	90%			*10%*	
	Strongly Support	Somewhat Support	Don't Know	Somewhat Oppose	Strongly Oppose
Parks, Recreation & Trails	38	29	1	7	2
	49%	38%	1%	9%	3%
	87%			*12%*	
	Strongly Support	Somewhat Support	Don't Know	Somewhat Oppose	Strongly Oppose
Cleaning initiatives (i.e. litter cleanup, mowing, etc.)	30	36	3	8	0
	39%	47%	4%	10%	0%
	86%			*10%*	

	Strongly Support	Somewhat Support	Don't Know	Somewhat Oppose	Strongly Oppose
Street Paving and Construction	28	37	3	7	2
	36%	48%	4%	9%	3%
	84%			*12%*	
	Strongly Support	Somewhat Support	Don't Know	Somewhat Oppose	Strongly Oppose
Community Marketing (efforts to impact perception of town image)	31	33	3	8	2
	40%	43%	4%	10%	3%
	83%			*13%*	
	Strongly Support	Somewhat Support	Don't Know	Somewhat Oppose	Strongly Oppose
Town Facilities (Town Hall, library, etc.)	25	38	2	8	4
	32%	49%	3%	10%	5%
	82%			*16%*	
	Strongly Support	Somewhat Support	Don't Know	Somewhat Oppose	Strongly Oppose
Infrastructure Improvements (sewer, water, drainage)	35	24	4	13	1
	45%	31%	5%	17%	1%
	77%			*18%*	

Please indicate to what extent would you support or oppose a tax increase to fund each of the following identified town services/projects?

	Strongly Support	Somewhat Support	Don't Know	Somewhat Oppose	Strongly Oppose
Emergency Response Vehicles (Fire trucks, police vehicles, etc.)	26	31	2	10	8
	34%	40%	3%	13%	10%
	74%			*23%*	
	Strongly Support	Somewhat Support	Don't Know	Somewhat Oppose	Strongly Oppose
Parks, Recreation & Trails	27	22	2	13	13
	35%	29%	3%	17%	17%
	64%			*34%*	
	Strongly Support	Somewhat Support	Don't Know	Somewhat Oppose	Strongly Oppose
Downtown Redevelopment	16	30	2	15	14
	21%	39%	3%	19%	18%
	60%			*38%*	

	Strongly Support	Somewhat Support	Don't Know	Somewhat Oppose	Strongly Oppose
Street Paving and Construction	13	32	5	16	11
	17%	42%	6%	21%	14%
	58%			*35%*	
	Strongly Support	Somewhat Support	Don't Know	Somewhat Oppose	Strongly Oppose
Infrastructure Improvements (sewer, water, drainage)	20	23	5	23	6
	26%	30%	6%	30%	8%
	56%			*38%*	
	Strongly Support	Somewhat Support	Don't Know	Somewhat Oppose	Strongly Oppose
Town Facilities (Town Hall, library, etc.)	8	33	4	19	13
	10%	43%	5%	25%	17%
	53%			*42%*	
	Strongly Support	Somewhat Support	Don't Know	Somewhat Oppose	Strongly Oppose
Cleaning initiatives (i.e. litter cleanup, mowing, etc.)	14	26	5	19	13
	18%	34%	6%	25%	17%
	52%			*42%*	

Comments in general about life in Liberty and its future...

Quality of Life

- I have lived here a little over 3 years. I really enjoy living here, it's a quiet little town, everyone is very pleasant and friendly. I actually moved here as a place to retire
- Just sad how houses are run down and properties are not maintained.
- It's a wonderful community to raise families. We just need to upgrade and become more of a destination area. Additional reasons to come here besides the lake
- I think Liberty is a great place to be for a short time, but you have to expand and go out of town to get any sort of real world experiences (cultural enrichment, diversity of people and ideas)
- Stuff for kids
- Need to stay a small town
- Need activities for young adults

Community Facilities/Services

- Focus on summer activities and the campground that is Liberty's biggest pull to surrounding places
- I think it would be a good idea to look at combining the county sheriff's department and Town Police Department making it 1 unified Department
- Infrastructure is important! We can't just accept monopolies and the substandard service our town receives.
- Education system needs work
- The ball was dropped when the lake was built and NSK came to the community.

Economic Development

- Need to attract business to grow and bring in people.
- Life here is wonderful with but one major exception. Jobs and employment opportunities.

Land Use

- We need to be open to & promote growth in our county. A lot of people don't want anything to ever change (remain status quo/dormant)
- The thing that has made Liberty a great place to live was the freedom to do what you wanted with the property you owned. Liberty is now taking those freedoms away.
- Please do not attempt to become like other towns by drawing in commercial businesses or development. All this does is creates urban sprawl. Encourage local money to fix up some houses that are run down, and encourage local businesses owned by local residences.

APPENDIX C

HISTORIC SITES

- UNION COUNTY INTERIM REPORT

Interim Report Ratings

Outstanding (O)

The "O" rating means that the property has enough historic or architectural significance that it is already listed, or should be considered for individual listing, in the National Register of Historic Places. "Outstanding" resources can be of local, state, or national importance.

Notable (N)

The rating of "N" means that the property did not quite merit an "Outstanding" rating, but still is above average in its importance. Further research or investigation may reveal that the property could be eligible for National Register listing.

Contributing (C)

A "C" rating was given to any properties meeting the basic inventory criterion of being pre-1940, but that are not important enough to stand on their own as individually "Outstanding" or "Notable." Such resources are important to the density or continuity of the area's historic fabric. "Contributing" properties can be listed in the National Register of Historic Places if they are part of a historic district, but would not usually qualify individually.

Non-Contributing (NC)

Properties rated "NC" were not included in the inventory unless they were located within a historic district. Such properties are usually either post-1940 or they are older structures that have been badly altered and have lost historic character or they are otherwise incompatible with their historical surroundings. These properties are not eligible for the National Register.

Liberty Scattered Sites

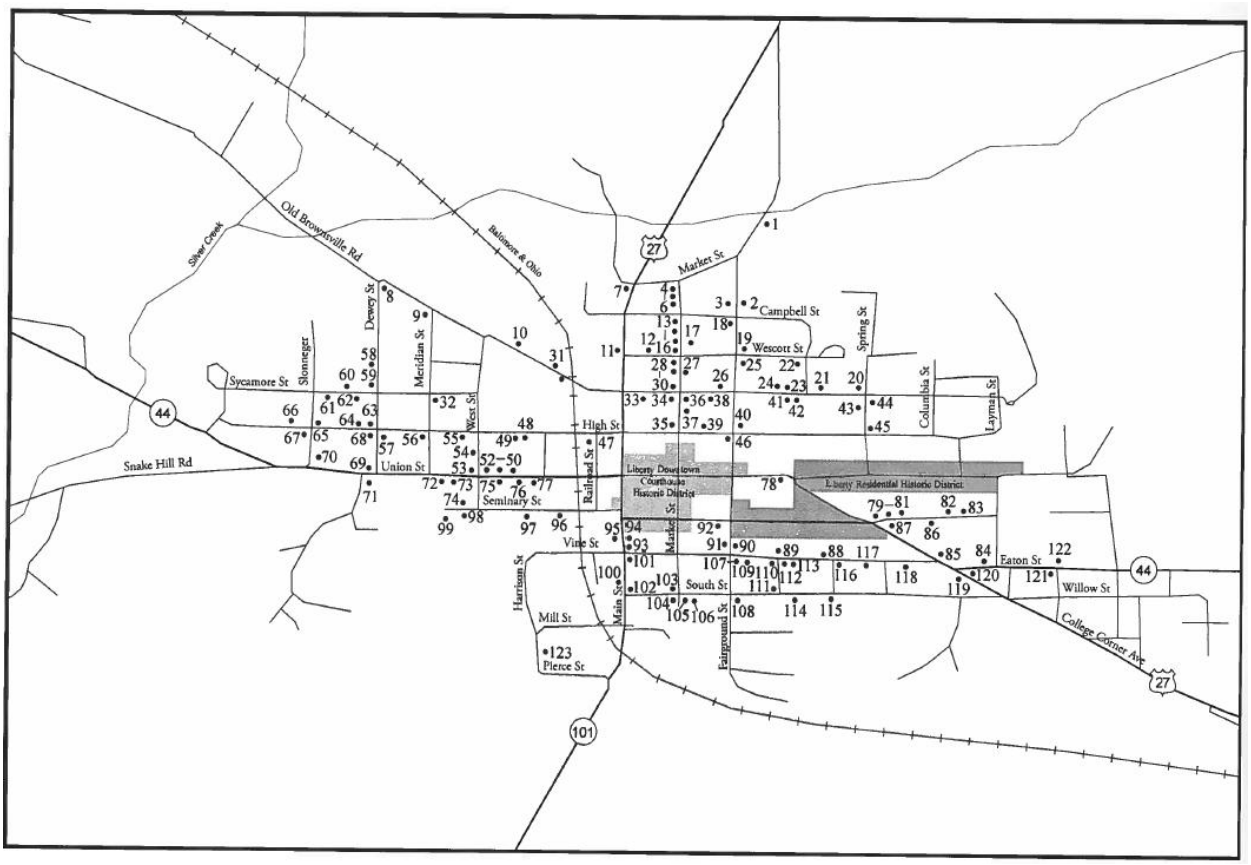

No.	Location	Rating	Date Built	Description	Architectural Style
1	835 Paddock St	C	c.1850	House	I-House/Greek Revival
2	403 N Fairground St	C	c.1890	House	T-Plan
3	402 N Fairground St	C	c.1915	House	Bungalow
4	408 N Market St	C	c.1880	House	Gable-front
5	406 N Maket St	C	c.1920	House	Bungalow/Colonial Rev
6	404 N Market St	C	c.1865	House	Cottage/Gothic Rev
7	408 N Main St	C	c.1870	House	Italianate
8	408 Old Brownsville Rd	O	c.1874	O'Toole Bros building	Parapet front
9	402 Meridian St	N	c.1880	House	T-Plan
10	217 Old Brownsville Rd	C	c.1880	House	T-Plan
11	N Main St	N	c.1895	Liberty Waterworks building	Garage
12	W Wescott St	C	c.1870	House	Gable-front
13	308 N Market St	C	c.1890	House	Queen Anne
14	306 N Market St	C	c.1915	House	Bungalow/Craftsman
15	304 N Market St	C	c.1890	House	T-Plan/Queen Anne
16	302 N Market St	C	c.1880	House	Free classic
17	303 N Market St	C	c.1880	House	T-Plan
18	6 E Campbell St	C	c.1930	House	Bungalow
19	101 E Wescott St	C	c.1905	House	T-Plan
20	125 E Sycamore St	C	c.1920	House	Bungalow
21	117 E Sycamore St	N	c.1814/1860	George Christ House	Log/I house
22	116 E Wescott St	C	c.1890	House	T-Plan
23	111 E Sycamore St	C	c.1880	House	Shotgun
24	109 E Sycamore St	C	c.1900	House	Gabled-ell
25	102 E Wescott St	C	c.1870	House	Gable-front
26	5 E Sycamore St	C	c.1880	House	T-Plan/Queen Anne
27	207 N Market St	C	c.1860	House	Gable-front
28	208 N Market St	N	c.1905	House	Bungalow
29	206 N Market St	C	c.1920	House	Bungalow
30	202 N Market St	C	c.1920	House	Bungalow
31	211 Old Brownsville Rd	C	c.1860/1920	House	I-House
32	308 W Sycamore St	C	c.1895	House	T-Plan
33	W Sycamore St	C	c.1870	House	I-House
34	112 N Market St	C	c.1880	House	T-Plan
35	104 N Market St	C	c.1890	House	Shotgun
36	111 N Market St	N	c.1880	House	T-Plan
37	109 N Market St	O	c.1880	House	T-Plan/Stick
38	4 E Sycamore St	C	c.1915	House	American Foursquare
39	3 E High St	C	c.1880	House	T-Plan
40	101 E High St	C	c.1910	House	Craftsman
41	110 E Sycamore St	C	c.1900	House	T-Plan
42	112 E Sycamore St	N	c.1915	House	Bungalow/Craftsman
43	104 N Spring St	C	c.1880	House	Hall and parlor
44	Spring St	C	c.1870	House	Gothic Revival
45	101 N Spring St	C	c.1880	House	I-House

No.	Location	Rating	Date Built	Description	Architectural Style
46	8 E High St	C	c.1890	House	L-Plan
47	Railroad St	O	c.1886	Liberty Depot	Queen Anne
48	210 W High St	C	c.1870	House	I-House
49	212 W High St	C	c.1870	House	I-House
50	219 W Union St	O	c.1910	House	American Foursquare
51	221 W Union St	C	c.1880	House	Gable-front
52	223 W Union St	O	c.1870	House	Italianate
53	301 W Union St	C	c.1880	House	I-House
54	4 N West St	C	c.1890	House	T-Plan
55	306 W High St	C	c.1870	House	Saltbox
56	402 W High St	C	c.1910	House	American Foursquare
57	48 W High St	C	c.1900	House	I-House
58	702 Dewey St	C	c.1910	House	I-House
59	501 Sycamore St	C	c.1920	House	Bungalow
60	597 Sycamore St	C	c.1920	House	English cottage
61	508 Sycamore St	C	c.1920	House	Traditional
62	504 Sycamore St	C	c.1920	House	Bungalow
63	503 High St	C	c.1900	House	T-Plan
64	507 High St	C	c.1900	House	T-Plan
65	515 High St	C	c.1900	House	T-Plan
66	602 High St	C	c.1930	House	T-Plan
67	6 Slonneger St	C	c.1968	House	Ranch
68	306 Dewey St	C	c.1890	House	T-Plan
69	302 Union St	C	c.1910	House	American Foursquare
70	505 Slonneger St	C	c.1940	House	Traditional
71	485 Union St	C	c.1940	House	Traditional
72	308 W Union St	C	c.1915	House	Double pile
73	305 W Union St	N	c.1860	House	I-House
74	303 W Seminary St	C	c.1890	House	T-Plan
75	216 W Union St	C	c.1860	House	Gothic Revival
76	210 W Union St	C	c.1890	House	T-Plan
77	3040 Union St	C	c.1900	House	I-House
78	106 E Union St	O	c.1872	Union Co Jail	Italianate
79	303 E Seminary St	C	c.1890	House	T-Plan
80	205 E Seminary St	C	c.1880	House	T-Plan
81	207 E Seminary St	C	c.1910	House	Gable-front
82	219 E Seminary St	C	c.1915	House	Bungalow
83	223 E Seminary St	C	c.1915	House	American Foursquare
84	307 Easton St	C	c.1920	House	Bungalow
85	105 College Corner Av	C	c.1890	House	T-Plan
86	214 E Seminary St	N	c.1870	House	Gothic Revival
87	202 College Corner Av	C	c.1915	Gas Station	House-with-bay
88	207 E Vine St	C	c.1915	House	Bungalow
89	107 E Vine St	C	c.1880	House	T-Plan
90	105 S Fairground St	C	c.1880	House	T-Plan

No.	Location	Rating	Date Built	Description	Architectural Style
91	S Fairground St	C	c.1870	House	Gable-front
92	6 Seminary St	N	c.1868	House	Double pile
93	7 S Main St	C	c.1880	House	T-Plan
94	105 S Main St	C	c.1890	House	Italianate
95	106 S Main St	C	c.1910	House	American Foursquare
96	206 W Seminary St	N	c.1880	House	Italianate
97	210 W Seminary St	C	c.1850	House	Hall and parlor
98	306 W Seminary St	C	c.1880	House	T-Plan
99	310 W Seminary St	C	c.1870	House	Gabled cottage
100	206 S Main St	C	c.1890	House	T-Plan
101	201 S Main St	C	c.1920	House	Bungalow
102	209 S Main St	C	c.1880	House	I-House
103	208 S Main St	C	c.1880	House	I-House
104	2 W South St	C	c.1890	House	T-Plan
105	2 E South St	C	c.1910	House	Craftsman
106	4 E South St	C	c.1880	House	T-Plan
107	102 E Vine St	C	c.1890	House	Gabled-ell
108	102 E South St	C	c.1890	House	T-Plan
109	104 E Vine St	C	c.1880	House	Gabled-ell
110	108-110 E Vine St	C	c.1870	House	Double pile
111	208 Line St	C	c.1890	House	T-Plan
112	202 E Vine St	C	c.1915	House	American Foursquare
113	204 E Vine St	C	c.1890	House	Cross plan
114	206 E South St	C	c.1905	House	Gabled-ell
115	302 E South St	C	c.1905	House	Gable-front
116	302 E Vine St	C	c.1870	House	Italianate
117	306 E Vine St	C	c.1905	House	Cross plan
118	E Vine St	O	c.1904	St. Bridget's Catholic Church	Gothic Revival
119	204 College Corner Av	C	c.1890	House	Cross plan
120	College Corner Av	N	c.1915	Gas Station	Craftsman
121	Eaton St	N	c.1922	First Missionary Baptist Church	Gable-front
122	Eaton St	N	c.1966	Liberty Elem School	Contemporary
123	307 Harrison St	C	c.1930	House	Bungalow
	Type building	**Total**		**Lost**	
	Commericial/Industrial buildings	24	12%		
	Public/Institutional buildings	13	6%		
	Residential	177	82%		
	Other/Misc	0			
		214			
	Outstanding	18	8%		
	Notable	38	17%		
	Contributing	161	71%		
	Non Contributing	9	4%		

Liberty Downtown Courthouse Historic District

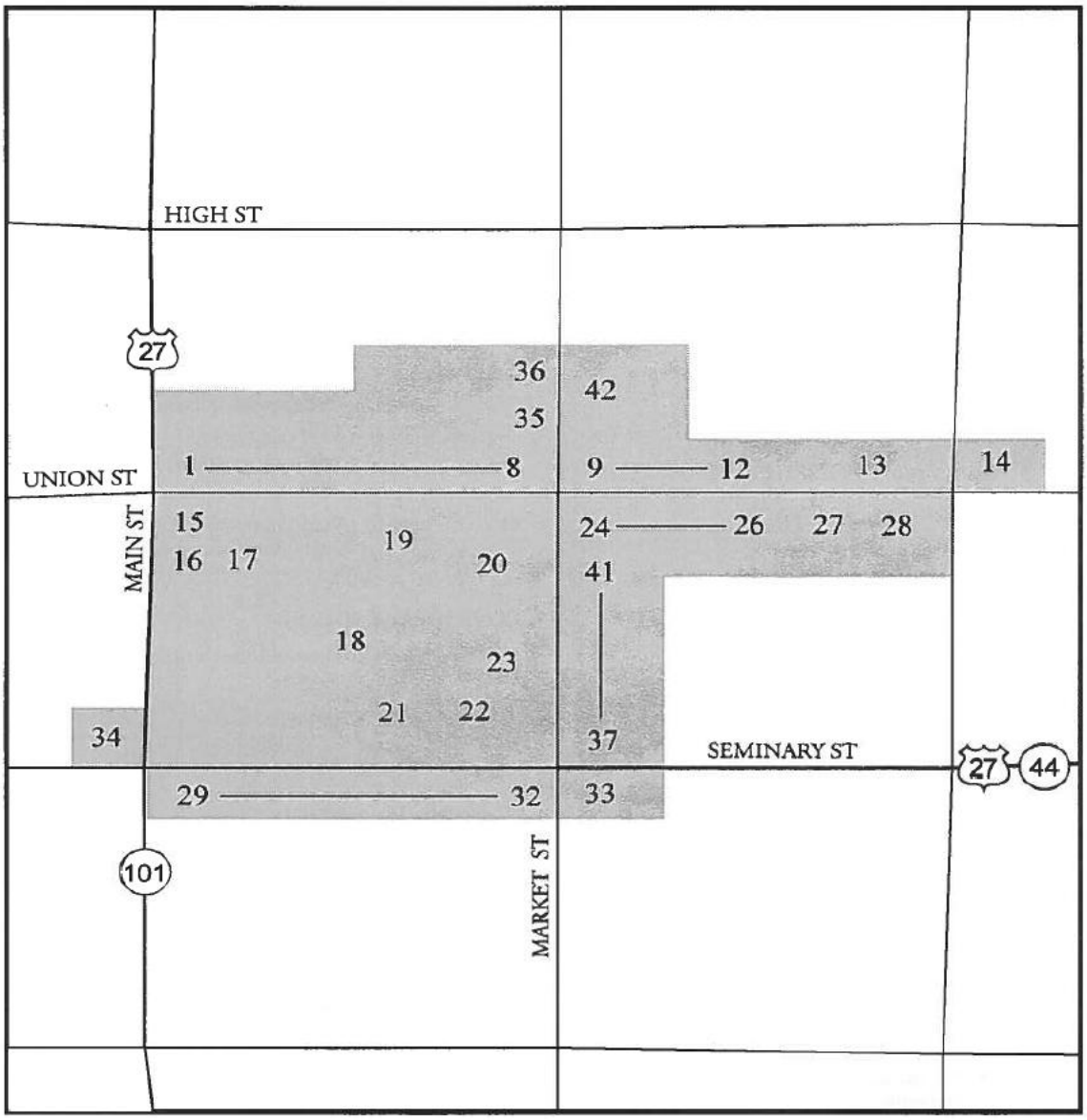

No.	Location	Rating	Date Built	Description	Architectural Style
	West Union Street (NS)				
1	51	O	c.1872	J.A. Bertch& Sons Hardware	Italianate
2	43	N	c.1876	Fosdick's Building	Italianate
3	41	C	c.1936	O'Toole Building	Art Deco
4	25-39	N	c.1860	Masonic Hall	Italianate
5	23	C	c.1854	IOOF Building	Italianate
6	17-21	C	c.1870	Commercial building	Italianate
7	7-9	C	c.1870	Commercial building	Italianate
8	1	O	c.1875	Liberty Opera Building	Italianate
	East Union Street (NS)				
9	1	N	c.1875	Commercial building	Italianate
10	7-11	C	c.1875	Commercial building	Italianate
11	21	C	c.1875	Commercial building	Italianate
12	23	C	c.1880	Commercial building	Italianate
13	29	C	c.1938	Liberty Post Office	Neoclassical
14	103	O	c.1889	First Presbyterian Church	Romanesque Revival
	Courthouse Square				
15	NA	C	c.1963	Gen. Burnside Historical Marker	
16	NA	NC	c.2001	Gazebo	
17	NA	C	c.1880	Cannon	
18	26	O	c.1890	Union Co Courthouse	Richardsonian Romanesque
19	NA	NC	c.1977	Memorial	
20	NA	C	c.1880	Cannon	
21	NA	NC	c.2008	shed	
22	NA	N	c.1805/1939	John Templeton Log House	Log construction
23	NA	C	c.1980	Mill Stones Historical Marker	
	East Union Street (SS)				
24	2-4	N	c.1875	Commercial building	Italianate
25	8	C	c.1924	Collyer Barbershop	Iron-front
26	10	N	c.1880	Commercial building	Italianate
27	NA	NC		vacant lot	NA
28	28	N	c.1875	House	Gabled-ell
	West Seminary Street (NS)				
29	8	C	c.1900	House	L-plan
30	6	C	c.1915	House	American foursquare
31	NA	NC		parking lot	
32	4	O	c.1886	Liberty Methodist Church	Romanesque Revival
	East Seminary Street (NS)				
33	2	O	c.1915	Union Co. Public Library	Craftsman
	South Main Street (WS)				
34	20	N	c.1905	House	Neoclassical
	North Market Street (WS)				
35	8	C	c.1915	Commercial building	Parapet-front
36	10-12	C	c.1915	Commercial building	Parapet-front

No.	Location	Rating	Date Built	Description	Architectural Style
	South Market Street (ES)				
37	29	C	c.1880	House	Italianate
38	NA	NC		parking lot	
39	15	N	c.1885	Kennedy/Creed Building	Romanesque Revival
40	3	NC	c.1900	Commercial building	Parapet-front
41	1	N	c.1870	JC Rose&Sons Grocery	Italianate
	North Market Street (ES)				
42	1-3	NC	c.1930	Commercial building	Parapet-front

Liberty Residential Historic District

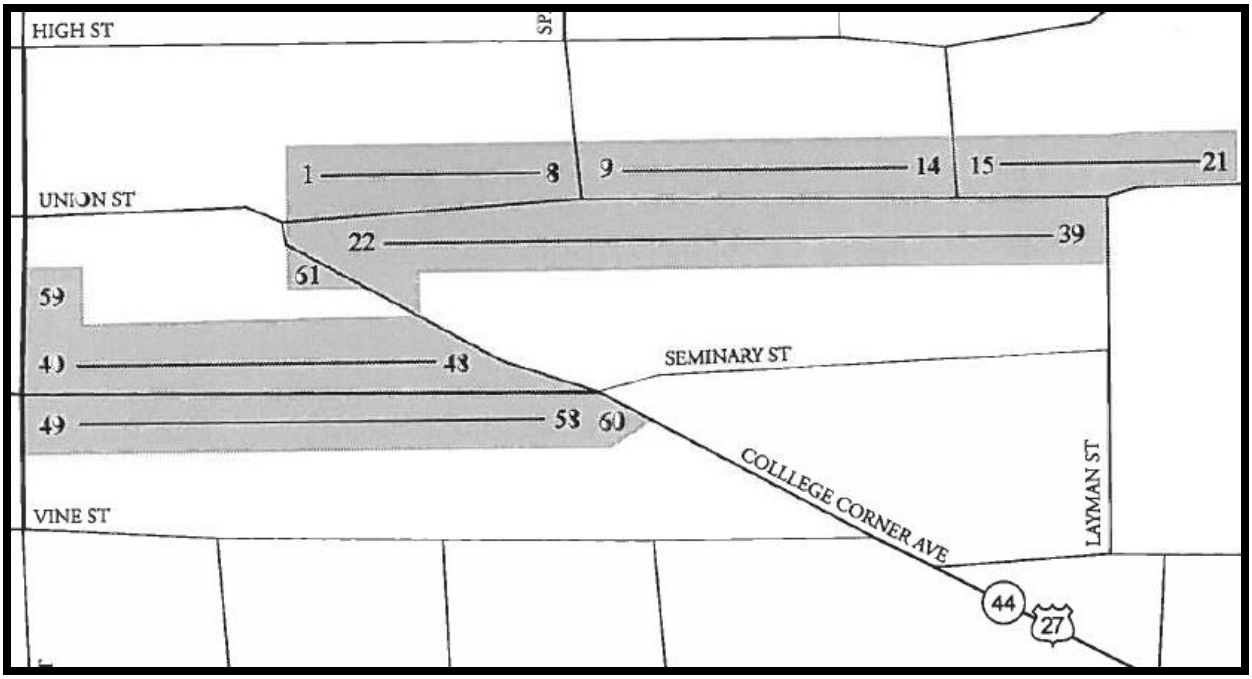

No.	Location	Rating	Date Built	Description	Architectural Style
	East Union Street (NS)				
1	203	C	c.1900	House	Gabled-front
2	205	C	c.1890	House	T-plan
3	207	C	c.1880	House	Gabled-ell
4	209	C	c.1880	House	Italianate
5	213	C	c.1900	House	Gabled-front
6	215	C	c.1870	House	I-house
7	217	C	c.1870	House	Center gabled cottage
8	219	N	c.1880	House	Italianate
9	310	N	c.1900	House	Free Classical
10	305	N	c.1860	House	Italianate
11	307	N	c.1888	House	Queen Anne
12	309	C	c.1909	House	Gabled-ell
13	311	N	c.1910	House	Free Classical
14	313	N	c.1879	John S. Nixon House	Italianate
15	317	N	c.1903	House	Dutch Colonial Revival
16	319	O	c.1910	House	Craftsman
17	321	C	c.1900	House	T-plan
18	323	C	c.1900	House	Queen Anne
19	401	N	c.1905	House	Free Classical
20	403	C	c.1960	House	Ranch
21	305	C	c.1920	House	Gabled-front
	East Union Street (SS)				
22	202	C	c.1900	House	T-plan
23	204	C	c.1920	House	Colonial Revival
24	206	C	c.1895	House	T-plan
25	208	C	c.1900	House	Queen Anne
26	210	N	c.1920	House	Colonial Revival
27	212	C	c.1890	House	Gabled-ell
28	302	C	c.1900	House	Gabled-front
29	304	O	c.1870	House	Italianate
30	306	C	c.1980	House	Cape Cod
31	308	O	c.1930	House	Prairie/Art Moderne
32	310	C	c.1880	House	Lazy-T
33	312	C	c.1890	House	Gabled-front
34	314	O	c.1910	House	Bungalow
35	318	N	c.1850	House	Double-pile
36	320	C	c.1905	House	Free Classical
37	322	C	c.1900	House	Queen Anne
38	324	C	c.1900	House	Gabled-ell
39	326	C	c.1890	House	Cross gabled square
	East Seminary Street (NS)				
40	101	N	c.1915	House	Craftsman
41	103	C	c.1895	House	Queen Anne
42	105	C	c.1885	House	Gabled-front

43	107	C	c.1915	House	Bungalow
44	109	C	c.1880	House	I-house
45	111	NC	c.1900	House	T-plan
46	133	C	c.1885	House	I-house
47	115	C	c.1915	House	Craftsman
48	121	C	c.1890	House	T-plan
	East Seminary Street (SS)				
49	102	N	c.1876	John Macy House	Italianate
50	104	C	c.1870	House	Gothic Revival
51	106	O	c.1841	Union Co. Seminary	Greek Revival
52	110	N	c.1870	House	Second Empire
53	112	C	c.1900	House	Free Classical
54	114	N	c.1875	House	Second Empire
55	116	C	c.1880	House	Lazy-T
56	120	C	c.1915	House	Midwest Box
57	122	C	c.1920	House	Bungalow
58	124	C	c.1920	House	Bungalow
	S Fairgrounds Street (ES)				
59	5-7	N	c.1910	House	Craftsman
	College Corner Avenue (SS)				
60	102	C	c.1915	House	Craftsman
61	2	C	c.1880	House	Italianate

APPENDIX D

FUNDING and TECHNICAL RESOURCES

APPENDIX D: FUNDING OPPORTUNITIES

FUNDING AND TECHNICAL RESOURCES

There are many different funding sources for communities in Indiana. The Ball State University Center for Economic and Community Development has one of the best and most complete resources for identifying these many and varied grant programs. We have included a CD-ROM that contains the most up-to-date information on all of the funding programs listed below. It is important that the community leaders take some time to look through the CD-ROM and consider which programs can be beneficial to their needs in the community.

- Arts/Humanities/Human Services
- Business Development
- Community/Economic Development
- Environmental Development
- Housing Development
- Parks/Recreation
- Tax/Revenue
- Workforce Development

There are also other agencies which offer technical and/or financial help to communities.

Building Better Communities

Building Better Communities is a university-wide initiative designed to spur economic development and improve the quality of life in Indiana by matching Ball State's expertise with the varied needs of cities and towns throughout the state.

The Center for Economic and Community Development administers the Building Better Communities program, which is supported by funds from the Indiana Legislature. The center's staff promotes and coordinates the initiative on campus, fosters community partnerships, processes funding applications, maintains a database of projects, and conducts customized economic development projects for communities.

For more information about Ball State University's Building Better Communities initiative, please contact:

Building Better Communities
Ball State University
Carmichael Hall 109
Muncie, IN 47306-0702

Phone: 765/285-2773
bbc@bsu.edu

Purdue University Cooperative Extension Office

The mission of the Purdue University Cooperative Extension Service is education of Indiana citizens through the application of land-grant university research and knowledge base to develop youth and strengthen agriculture, families and communities.

Union County Office
411 Patriot Boulevard
Liberty, IN 47353
765-458-5055

Union County Foundation, Inc.

The mission of the Union County Foundation is to assist donors in building and preserving perpetual charitable funds; to meet the changing needs of our community and to enrich the quality of life for the residents of Union County**.** The Union County Foundation, Inc. is a non-profit community foundation established in 1989 to serve our community with aim to improve the quality of life for Union County citizens.

The Foundation administers many individual funds which have grantmaking restrictions imposed by the donors. Income from those funds may be distributed to a particular organization or field of interest. Review the available applications to determine the best fund for you to apply.

Contact:

404 Eaton St.
Liberty, IN 47353
765-458-7664

Community Development Block Grant (CDBG)

Wastewater and Drinking Water Program

Many communities in Indiana struggle with inadequate water supply and failing wastewater treatment. OCRA is committed to improving the quality of water and wastewater in Indiana and assisting in financing appropriate water and sewer infrastructure for communities and counties that have planned and set priorities for long-term development.

The goals of the Wastewater and Drinking Water (DWD) program are:

- Protect the health and environment
- Reduce utility rates for low-to-moderate income communities
- Improve rural infrastructure to enable long-term economic growth

Grant amounts for communities with existing systems will be based on the current rates at the time of application and grant amounts for communities constructing new systems will be based on a verified rate study included in a Preliminary Engineering Report (PER). The amount of CDBG funds granted will be based on a $5,000 cost per project beneficiary. Maximum grant amounts are based upon user rate information. A local match of **20%** of the total project cost will be required for consideration of funding.

General types of activities that are eligible for WDW funding:

- Wastewater Improvements (collection lines, treatment plant, etc.)
- Drinking Water System Improvements (water tower, distribution)

Stormwater Improvements Program

Property owners in many communities across the state of Indiana suffer from flooded property and sewer backups due to inadequate stormwater management. Flooding is expensive to clean up, depresses property values, and degrades water quality. With increasingly severe weather and overloaded sewer systems, experts say the cost will continue to rise.

The goals of the Stormwater Improvements Program are to:

- Reduce flooding
- Cut stormwater treatment and energy costs
- Protect rivers, lakes, and vital landscape
- Generate jobs and spur economic revitalization

A maximum grant award of $600,000 is in effect for all Stormwater Improvements projects. The maximum award is not intended to serve as a target figure for requests for grant assistance. OCRA will review the level of grant assistance requested and will consider the appropriateness of the project's scope, the level of demonstrated need and the financial resources of the

applicant. If OCRA determines that a lesser amount is appropriate, it may be necessary to revise the project before it is submitted in final form. A local match of 10% of the total project cost will be required for consideration of funding.

The amount of CDBG funds granted will be based on a $5,000 cost per project beneficiary. General types of activities that are eligible for SIP funding include stormwater improvements (retention, lines, etc.)

Public Facilities Program

Community facilities enhance the lives of residents in numerous ways. Libraries, museums, community centers, and performance spaces open doors to knowledge and ideas, culture, and enjoyment. In addition to community facilities, historic preservation projects are eligible for PFP.

The goals of our Public Facilities Program are to:

- Improve quality of place
- Generate jobs and spur economic revitalization

A maximum grant award of $500,000 is in effect for all Public Facility projects. The maximum award is not intended to serve as a target figure for requests for grant assistance. OCRA will review the level of grant assistance requested and will consider the appropriateness of the project's scope, the level of demonstrated need and the financial resources of the applicant. If OCRA determines that a lesser amount is appropriate, it may be necessary to revise the project before it is submitted in final form. A local match of 10% of the total project cost will be required for consideration of funding.

The amount of CDBG funds granted will be based on a $5,000 cost per project beneficiary. General types of activities that are eligible for PFP funding include:

- Removal of architectural barriers for ADA accessibility
- Community centers
- Daycare centers
- Facilities for special needs groups
- Fire/EMS stations
- Healthcare centers
- Historic preservation
- Learning centers
- Libraries
- Senior centers
- Youth center

Main Street Revitalization Program

The Indiana Office of Community and Rural Affairs assists Indiana's rural residents in their endeavors to create successful, sustainable communities and improve local quality of life.

The goal of this grant is to encourage communities with eligible populations to focus on long-term community development efforts. This can take the form of business creation, increased tourism, historic preservation, and other economic revitalization efforts.

MSRP grant applicants must meet the following prerequisites:

- Have a designated Indiana Main Street organization;
- The Main Street organization is in good standing for meeting all the reporting requirements;
- The Main Street organization has attended required workshops associated with the Indiana Main Street Program during the past year;
- The Main Street organization is functioning within the Main Street 4 Point Approach of Organization, Design, Economic Vitality, and Promotion;
- The Main Street organization has current work plans for each of the four points that have been submitted to Indiana Main Street;
- The Main Street organization has a business recruitment/retention plan
- The project must be part of the Main Street organization's overall strategy;
- The Community has completed a downtown revitalization plan within the past five years that meets OCRA's minimum technical requirements. If a community has an alternative plan that meets OCRA's minimum technical requirements for a downtown revitalization plan, they can use that alternative plan with approval from the CDBG Program Director.

A maximum grant award of $600,000 is in effect for all Main Street Revitalization projects. The maximum award is not intended to serve as a target figure for requests for grant assistance. OCRA will review the level of grant assistance requested and will consider the appropriateness of the project's scope, the level of demonstrated need and the financial resources of the applicant. If OCRA determines that a lesser amount is appropriate, it may be necessary to revise the project before it is submitted in final form. A local match of **20%** of the total project cost will be required for consideration of funding.

The amount of CDBG funds granted will be based on a $5,000 cost per project beneficiary. General types of activities that are eligible for MSRP funding include:

- Updating streetscapes
- Façade renovations
- Downtown infrastructure rehabilitation

Blight Clearance Program

The Blight Clearance Program encourages communities with blighted properties to focus on long-term community development and revitalization through improving quality of place, generating jobs, and spurring economic revitalization. Eligible projects include the removal of deteriorated or abandoned downtown buildings or vacant/unusable industrial sites.

The new program was a component of the 2018 Annual Action Plan that was accepted by the U.S. Department of Housing and Urban Development in July.

BCP 2.0 applicants may request funds of up to $500,000 over a period of time. The $500,000 may be divided into multiple grants over time or may be requested all at once. However, once a grantee has received BCP awards totaling $500,000, the community will not be considered for additional BCP funding for a period of five years following the closeout date of the most recent award. For example, a community may be awarded $200,000 on 8/31/18, $150,000 on 3/31/20, and $150,000 on 7/30/21. At that point, the community would not be considered for further BCP funding until 7/30/27, five years after the closeout date of the most recent award (7/30/22).

Funding for BCP 2.0 comes from the U.S. Department of Housing and Urban Development's Community Development Block Grant program (CBDG) and is administered by OCRA.

Planning Grant

Planning grants are accepted to assist with project planning needs. All requirements in the Community Focus Fund grant program previously mentioned also apply for the Planning Grant program. Eligible applicants can receive up to $50,000 for planning functions.

For more information, contact:

Indiana Office of Rural Affairs
Community Development Block Grant Program
One North Capitol, Suite 600
Indianapolis, Indiana 46204

(317) 232-1703, (800) 824-2476

Indiana Housing and Community Development Authority (IHCDA)

CreatINg Places funding program in association with **Patroncity**
Funding to help improve and/or create new public spaces around the great state of Indiana

Contact:

IHCDA
30 South Meridian Street, Suite 1000
Indianapolis, IN 46204

Phone: 317-232-7777
www.in.gov/ihcda
www.patroncity.com/creatingplaces#/

Accelerate Indiana Municipalities (AIM)

Facilitating sharing of ideas and communicating the latest information with municipal officials is a major function of AIM. Through print and electronic media, meetings and roundtables, publications and the website (www.citiesandtowns.org), AIM employs a variety of means for municipal officials to take advantage of the immense knowledge of their municipal colleagues around Indiana, state and federal agency officials, expert municipal service providers and the AIM staff.

Services include: Advocacy, conferences, municipal management institute, communications, technical and legal assistance, environmental circuit rider, Indiana Downtown program, community visitation and roundtables, youth development programs, Associate Member and Endorsed programs.

AIM
125 W. Market St., Suite 100
Indianapolis, IN 46204

Phone: (317) 237-6200
www.aimindiana.org

FUNDING DIRECTORIES

Directory of Indiana Grantmakers
Indiana Grantmakers Alliance

32 E. Washington St., Ste. 1100
Indianapolis, IN 46204-3583

Phone: 317-630-5200 Fax: 317-630-5210
Website: www.indianagrantmakers.org

Listing of Indiana foundations (and national foundations that will consider Indiana projects) that fund a broad variety of activities. Available in print, on CD-ROM, and online.

Local Government Funding Services

Faegre, Baker & Daniels
300 N. Meridian St., Ste. 2700
Indianapolis, IN 46204

Phone: 317-237-0300
http://www.faegrebd.com/indianapolis-downtown

The Directory is updated every August. Call the above number to request a copy.

PRIVATE FOUNDATIONS

Duke Energy
The Duke Energy Foundation receives grant requests for funding during specific request for proposal (RFP) cycles for each investment priority, which are published online and in the grant application. While an organization's programming may align with more than one investment priority, the Foundation prefers to provide funding to an organization once in a 12-month period. Therefore, we encourage you to first do a comprehensive evaluation of your organization's funding needs and programmatic goals/outcomes to determine which investment priority and funding cycle to pursue. This does not preclude you from applying to more than one investment priority during a 12-month period, but receiving funding in multiple investment priorities during this time period will be rare.

All grant requests must be entered through the online grant application available at duke-energy.com/grantapplication

Enhanced Communications Corp. Scholarships

Enhanced Telecommunications will be awarding a total of six scholarships: One at $5,000, two at $2,500 and three at $1,000 each. Awards are available to graduating seniors from each of the following counties in ETC's fiber and/or wireless markets: Dearborn, Decatur, Franklin, Jefferson, Jennings, Ohio, Ripley, Scott, Switzerland and Union.

All students (including home-schooled) are given equal opportunity to apply, with no guarantees of a winner from any given school. The award will be presented at the Senior Awards Program. At this time, the winner will be given a gift certificate in the specified award amount. Upon presentation of the student's college schedule or tuition bill during summer or early fall, a check for the award amount will be processed and mailed to the college directly. Incomplete applications will be disregarded.

Contact:

21 West Union Street
Liberty, IN 47353
765-223-2000

APPENDIX D: FUNDING OPPORTUNITIES

APPENDIX E

CAPITAL IMPROVEMENTS PROGRAM

Capital Improvements Program (CIP)

A capital improvements program is a blueprint for planning a community's capital expenditures and is one of the most important responsibilities of local government officials. It coordinates community planning, financial capacity and physical development.

The Plan, combined with the zoning and subdivision control ordinances, are a community's most obvious method of shaping growth and development. A less obvious, but perhaps more effective growth management tool, is the manner in which public infrastructure is managed. Combining the goals and objectives of the Plan with an organized approach to infrastructure and public improvements can result in a proactive and effective method of shaping the future of the community.

A capital improvements program is composed of two parts -- a capital budget and a capital program. The capital budget is the upcoming year's spending plan for capital items (tangible assets or projects that cost at least $5,000 and have a useful life of at least five years). The capital program is a plan for capital expenditures that extends five years beyond the capital budget.

Development of a CIP that will insure sound fiscal and capital planning requires effective leadership and the involvement and cooperation of all municipal departments.

A developed CIP has the following benefits:

- **Facilitates coordination between capital needs and the operating budgets.**
- **Enhances the community's credit rating, control of its tax rate, and avoids sudden changes in its debt service requirements.**
- **Identifies the most economical means of financing capital projects.**
- **Increases opportunities for obtaining federal and state aid.**
- **Relates public facilities to other public and private development and redevelopment policies and plans.**
- **Focuses attention on community objectives and fiscal capacity.**
- **Keeps the public informed about future needs and projects.**
- **Coordinates the activities of neighboring and overlapping units of local government to reduce duplication.**
- **Encourages careful project planning and design to avoid costly mistakes and help a community reach desired goals.**

2019

PROJECT	LOCATION	ACTION	ESTIMATED COST	FUNDING SOURCE
Street repairs	Town-wide	Street resurface	$50,000	Local Funds/Community Crossroads
Sidewalk maintenance	Town-wide	Enact Sidewalk Replcement Program/Ordinance	NA	NA
Water Improvements	US 44	Water main replacement	$250,000	Utility Funds/OCRA
Owner Occupied Rehab	Town-wide	Housing improvements	$300,000	Local Funds/IHCDA
Rescue Truck	LVFD	Purchase new rescue vehicle	$150,000	Local Funds
Computers	Public Works	New hardware/software	$6,000	Utility Fund
Police Dept. Building	LPD	Building assessment plan	$20,000	Local Funds
All Costs based on 2019 estimates.				
Ongoing projects	Construction	Planning	Purchase	

OCRA	Office of Community & Rural Affairs
RD	Rural Development
SRF	State Revolving Fund
DNR	Department of Natural Resources
IHCDA	Indiana Housing & Community Development Authority

2020

PROJECT	LOCATION	ACTION	ESTIMATED COST	FUNDING SOURCE
Street repairs	Town-wide	Street resurface	$50,000	Local Funds/Community Crossroads
Sidewalk maintenance	Town-wide	Sidewalk Replacement	$20,000	Local Funds
Blighted buildings	Town-wide	Removal of blighted properties	$250,000	Local Funds/IHCDA
Sewer Improvements	Town-wide	Lining and TVing of sanitary sewers	$25,000	Utility Funds
Air Packs	LVFD	Purchase new air packs	$12,000	Local Funds
Police cruiser	LPD	Purchase new vehicle	$30,000	Local Funds
Utility Building	Public Works	Assessment for new water office	$15,000	Utility Funds
Officer Training	LPD	Officer Academy training	$75,000	Local Funds
All Costs based on 2019 estimates.				
Ongoing projects	Construction	Planning	Purchase	

OCRA	Office of Community & Rural Affairs
RD	Rural Development
SRF	State Revolving Fund
DNR	Department of Natural Resources
IHCDA	Indiana Housing & Community Development Authority

2021

PROJECT	LOCATION	ACTION	ESTIMATED COST	FUNDING SOURCE
Street repairs	Town-wide	Street resurface	$50,000	Local Funds/Community Crossroads
Sidewalk maintenance	Town-wide	Sidewalk Replacement	$20,000	Local Funds
Sewer Improvements	Town-wide	Lining and TVing of sanitary sewers	$25,000	Local Funds
Tanker Truck	LVFD	Purchase new vehicle	$185,000	Local Funds
Street/Sidewalk Improvements Plan	Town-wide	Development of plan	$15,000	Utility Funds
Master Utility Plan	Town-wide	Development of sewer, water, stormwater plan	$40,000	Local Funds/OCRA
All Costs based on 2019 estimates.				
Ongoing projects	Construction	Planning	Purchase	

OCRA	Office of Community & Rural Affairs
RD	Rural Development
SRF	State Revolving Fund
DNR	Department of Natural Resources
IHCDA	Indiana Housing & Community Development Authority

2022

PROJECT	LOCATION	ACTION	ESTIMATED COST	FUNDING SOURCE
Street repairs	Town-wide	Street resurface	$50,000	Local Funds, Community Crossroads
Sidewalk maintenance	Town-wide	Sidewalk Replacement	$20,000	Local Funds
Sidewalk Improvements	School area	Develop new sidewalk trail to schools	TBD	Local Funds
Police cruiser	LPD	Purchase new vehicle	$30,000	Local Funds
Health Clinic	Town-wide	Reestablishment of public health clinic	TBD	Local Funds
All Costs based on 2019 estimates.				
Ongoing projects	Construction	Planning	Purchase	

OCRA	Office of Community & Rural Affairs
RD	Rural Development
SRF	State Revolving Fund
DNR	Department of Natural Resources
IHCDA	Indiana Housing & Community Development Authority

2023

PROJECT	LOCATION	ACTION	ESTIMATED COST	FUNDING SOURCE
Street repairs	Town-wide	Street resurface	$50,000	Local Funds/Community Crossroads
Sidewalk maintenance	Town-wide	Sidewalk Replacement	$20,000	Local Funds
Fire Station	Town-wide	Construction of new fire station	TBD	Local Funds/OCRA
Annexation Plan	Town-wide	Development of Plan	$20,000	Local Funds
Economic Development Plan	Town-wide	Development of Plan	$35,000	Local Funds/OCRA
All Costs based on 2019 estimates.				
Ongoing projects	Construction	Planning	Purchase	

OCRA	Office of Community & Rural Affairs
RD	Rural Development
SRF	State Revolving Fund
DNR	Department of Natural Resources
IHCDA	Indiana Housing & Community Development Authority